

THE REGULATION ZONE

Toppling Furniture - Mandatory Standard May 2024




Toppling furniture definition.

Meaning of toppling furniture

(1) An item of furniture is toppling furniture if it is category 1 furniture, category 2 furniture or category 3 furniture.

(2) An item of furniture is not toppling furniture if it:

- (a) is designed to be affixed to a wall or structure;
- and
- (b) cannot be used properly unless it is so affixed.





category

Important definitions to help identify furniture categories.

- **Category 1 furniture** means a clothes storage unit or bookcase with a height of 686 mm or more.
- **Category 2 furniture** means an entertainment unit.
- **Category 3 furniture** means a hall table, display cabinet, sideboard or buffet, with a height of 686 mm or more.
- **Clothes storage unit** means an item of furniture that:
 - (a) is designed to be used primarily to store clothes; and
 - (b) contains one or more drawers, doors or other extendable elements.
- **Entertainment unit** means an item of furniture that is designed to be used primarily to house, support or carry a television.



Retail sales channels.

Electronic platform means a service that enables a business to supply, or offer for supply, goods or services to consumers over the internet (whether by a website, an online marketplace or other means, and whether operated by the business or another business).

Electronic POS means the Product Landing Page. This page provides detailed information about a specific product and typically includes features, benefits, images, pricing and functionality to add a product to an electronic shopping cart.

Retail premises means premises in which consumer goods are displayed for retail sale to consumers.

Retail premises means a physical places where products are displayed and offered directly to consumers to purchase, including but not limited to a discount, department or furniture store.

Warnings at POS requirements.

A business that sells furniture online must include a warning about the risk of tip overs and the importance of anchoring with the description of the products.



A business that supplies furniture at a retail premises must display a clearly visible and prominent warning about the risk of tip overs and the importance of anchoring on or near the products.



Warnings at POS requirements.

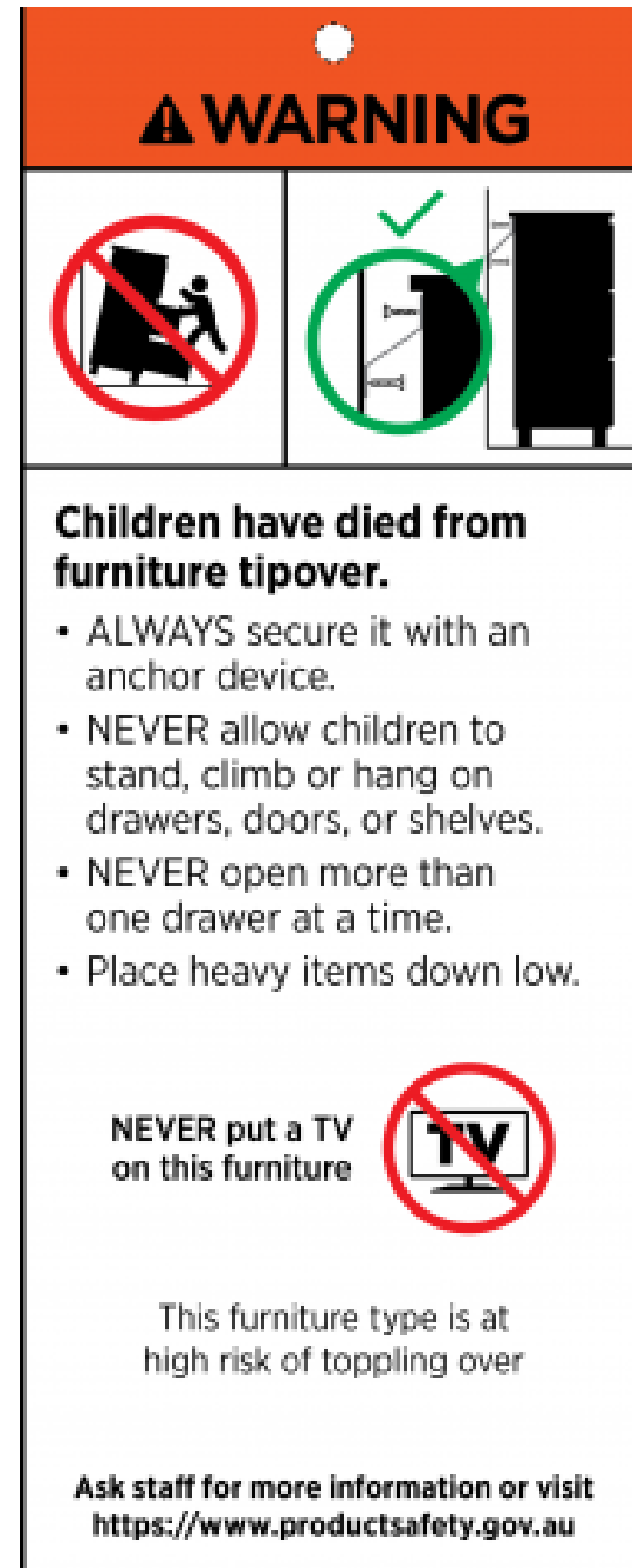


Warnings must include an alert word (such as DANGER or WARNING), an internationally recognised safety alert symbol and pictograms showing a child standing or climbing on the toppling furniture, with a cross or strikethrough. The strikethrough can be of any colour.



Requirements for warnings attached to furniture.

Example of a compliant swing tag for category 1 and 3 furniture.



The pictogram showing a child standing or climbing on the toppling furniture, can have a strikethrough of any colour.

The pictograms that shows toppling furniture anchored to a wall with a green tick is not a requirement, but is highly recommended.

Example of a compliant swing tag for category 2 furniture.



Requirements for warnings at POS requirements.

Example of a compliant POS warning for category 1 and 3 furniture.



The pictogram showing a child standing or climbing on the toppling furniture, can have a strikethrough of any colour.

The pictograms that shows toppling furniture anchored to a wall with a green tick is not a requirement, but is highly recommended.

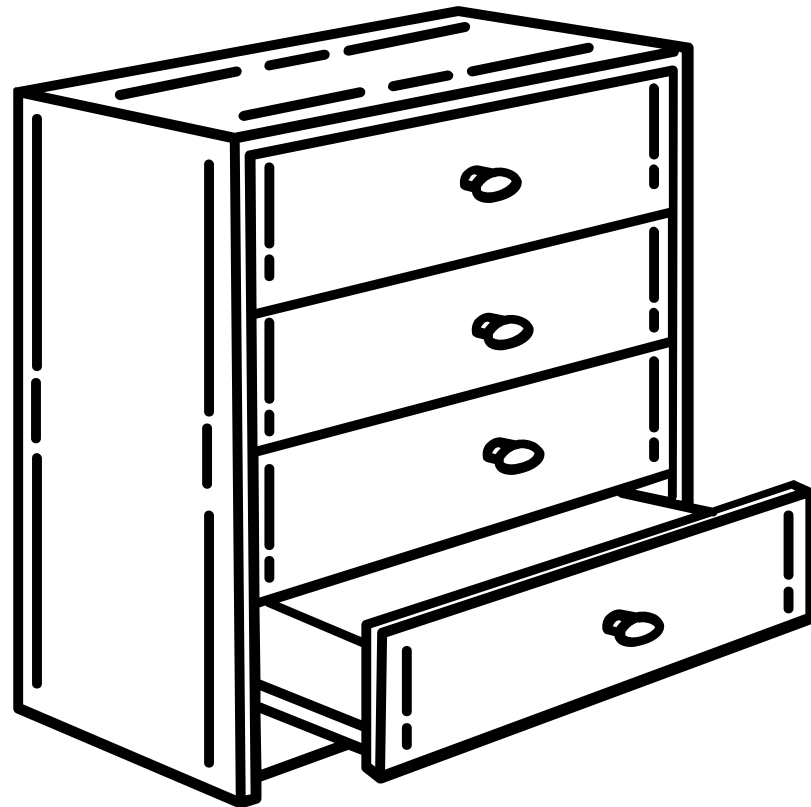
Example of a compliant POS warning for category 2 furniture.



Warnings at POS requirements - online.

<https://kidsafevic.com.au.childrens chest of drawers can pose a toppling hazard>

Kid Chest of 3 Drawers Children bedroom furniture



\$349

Quantity 1



ADD TO CART

BUY NOW

PayPal afterpay zip

Assemble Size :

- Length 65cm x Width 39cm x Height 93.3 cm

What is in the box :

- 1xHouse Kid Chest of 3 Drawers Children bedroom furniture
- 1x Assemble guide

Material Details:

Foil-laminated Particleboard & MDF.

Care Instructions: Wipe clean with a damp cloth.

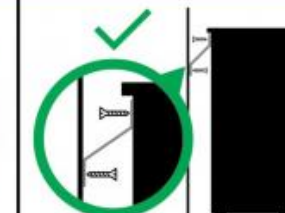
Assembly: Self-Assembly Required: Yes.

Recommended Persons Required for Assembly: 2.

Tools required & NOT provided: Screwdriver; Hammer.

Delivery Details: Assembly instructions included inside product carton box.

⚠ WARNING



Children have died from furniture tipover.

- ALWAYS secure it with an anchor device.
- NEVER allow children to stand, climb or hang on drawers, doors, or shelves.
- NEVER open more than one drawer at a time.
- Place heavy items down low.

NEVER put a TV on this furniture



Warnings at POS requirements - Instore.

A business that supplies furniture at a retail premises must display a clearly visible and prominent warning about the risk of tip overs and the importance of anchoring on or near the products.

This may be a hang or swing tag attached to the furniture, a placard placed near or on top of the furniture or a removable sticker attached to the furniture.



Requirements for warnings permanently attached to furniture.

A business that supplies furniture must display a clearly visible, prominent and legible warning about the risk of tip overs and the importance of anchoring on the furniture.



The warning must be an attached permanent and durable label that will last the lifetime of the product. It must be attached where it will be visible when the toppling furniture is empty. For example a warning label attached to the inside of a door or drawer will be visible when that piece of furniture is empty.




Warning requirements for instructions.



If a toppling furniture product is supplied with instructions, a warning about the risk of tip overs and the importance of anchoring must be included in the instructions. This includes assembly instructions.





Child Accident Prevention Foundation of Australia

Kidsafe VIC Inc

www.kidsafevic.com.au

Consumer Goods (Toppling Furniture) Information **Standard 2024**

Information sourced from: [Product Safety Australia](#)